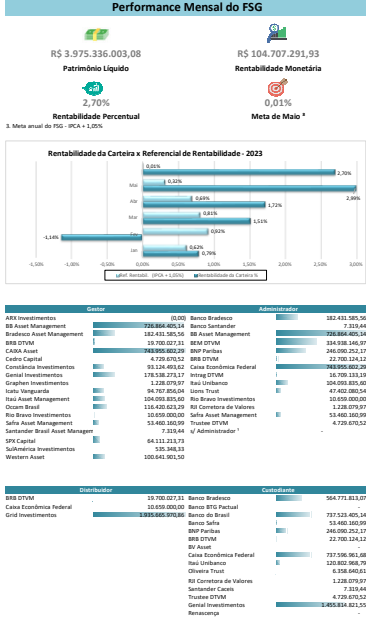




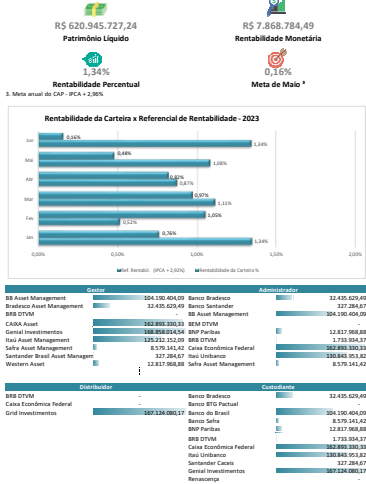
DIRETORIA DE INVESTIMENTOS (DIRIN)
DETALHAMENTO DA CARTEIRA DE INVESTIMENTOS
REFERÊNCIA: JUNHO/2023

CARTEIRA DE INVESTIMENTOS	% DA CARTEIRA DO IPREV/DF	SALDO DO MÊS (em R\$)	RENTABILIDADE MENSAL	RENTABILIDADE ACUMULADA 2023
Fundo Solidário Garantidor - FSG (Ativos Financeiros)				
Horário (TÍTULOS PÚBLICOS - AT 7% L.a)	3,82%	R\$ 1.435.314,02	0,27%	14,25%
NTA 4 - 15/09/2020	0,50%	511.564,79	2,02%	9,97%
NTA 4 - 15/09/2025	0,50%	511.564,79	2,02%	9,97%
NTA 4 - 15/09/2030	0,50%	511.564,79	2,02%	9,97%
NTA 4 - 15/09/2035	0,50%	511.564,79	2,02%	9,97%
NTA 4 - 15/09/2040	0,50%	511.564,79	2,02%	9,97%
NTA 4 - 15/09/2045	0,50%	511.564,79	2,02%	9,97%
NTA 4 - 15/09/2050	0,50%	511.564,79	2,02%	9,97%
NTA 4 - 15/09/2055	0,50%	511.564,79	2,02%	9,97%
NTA 4 - 15/09/2060	0,50%	511.564,79	2,02%	9,97%
NTA 4 - 15/09/2065	0,50%	511.564,79	2,02%	9,97%
NTA 4 - 15/09/2070	0,50%	511.564,79	2,02%	9,97%
NTA 4 - 15/09/2075	0,50%	511.564,79	2,02%	9,97%
NTA 4 - 15/09/2080	0,50%	511.564,79	2,02%	9,97%
NTA 4 - 15/09/2085	0,50%	511.564,79	2,02%	9,97%
NTA 4 - 15/09/2090	0,50%	511.564,79	2,02%	9,97%
NTA 4 - 15/09/2095	0,50%	511.564,79	2,02%	9,97%
NTA 4 - 15/09/2100	0,50%	511.564,79	2,02%	9,97%
NTA 4 - 15/09/2105	0,50%	511.564,79	2,02%	9,97%
NTA 4 - 15/09/2110	0,50%	511.564,79	2,02%	9,97%
NTA 4 - 15/09/2115	0,50%	511.564,79	2,02%	9,97%
NTA 4 - 15/09/2120	0,50%	511.564,79	2,02%	9,97%
NTA 4 - 15/09/2125	0,50%	511.564,79	2,02%	9,97%
NTA 4 - 15/09/2130	0,50%	511.564,79	2,02%	9,97%
NTA 4 - 15/09/2135	0,50%	511.564,79	2,02%	9,97%
NTA 4 - 15/09/2140	0,50%	511.564,79	2,02%	9,97%
NTA 4 - 15/09/2145	0,50%	511.564,79	2,02%	9,97%
NTA 4 - 15/09/2150	0,50%	511.564,79	2,02%	9,97%
NTA 4 - 15/09/2155	0,50%	511.564,79	2,02%	9,97%
NTA 4 - 15/09/2160	0,50%	511.564,79	2,02%	9,97%
NTA 4 - 15/09/2165	0,50%	511.564,79	2,02%	9,97%
NTA 4 - 15/09/2170	0,50%	511.564,79	2,02%	9,97%
NTA 4 - 15/09/2175	0,50%	511.564,79	2,02%	9,97%
NTA 4 - 15/09/2180	0,50%	511.564,79	2,02%	9,97%
NTA 4 - 15/09/2185	0,50%	511.564,79	2,02%	9,97%
NTA 4 - 15/09/2190	0,50%	511.564,79	2,02%	9,97%
NTA 4 - 15/09/2195	0,50%	511.564,79	2,02%	9,97%
NTA 4 - 15/09/2200	0,50%	511.564,79	2,02%	9,97%
NTA 4 - 15/09/2205	0,50%	511.564,79	2,02%	9,97%
NTA 4 - 15/09/2210	0,50%	511.564,79	2,02%	9,97%
NTA 4 - 15/09/2215	0,50%	511.564,79	2,02%	9,97%
NTA 4 - 15/09/2220	0,50%	511.564,79	2,02%	9,97%
NTA 4 - 15/09/2225	0,50%	511.564,79	2,02%	9,97%
NTA 4 - 15/09/2230	0,50%	511.564,79	2,02%	9,97%
NTA 4 - 15/09/2235	0,50%	511.564,79	2,02%	9,97%
NTA 4 - 15/09/2240	0,50%	511.564,79	2,02%	9,97%
NTA 4 - 15/09/2245	0,50%	511.564,79	2,02%	9,97%
NTA 4 - 15/09/2250	0,50%	511.564,79	2,02%	9,97%
NTA 4 - 15/09/2255	0,50%	511.564,79	2,02%	9,97%
NTA 4 - 15/09/2260	0,50%	511.564,79	2,02%	9,97%
NTA 4 - 15/09/2265	0,50%	511.564,79	2,02%	9,97%
NTA 4 - 15/09/2270	0,50%	511.564,79	2,02%	9,97%
NTA 4 - 15/09/2275	0,50%	511.564,79	2,02%	9,97%
NTA 4 - 15/09/2280	0,50%	511.564,79	2,02%	9,97%
NTA 4 - 15/09/2285	0,50%	511.564,79	2,02%	9,97%
NTA 4 - 15/09/2290	0,50%	511.564,79	2,02%	9,97%
NTA 4 - 15/09/2295	0,50%	511.564,79	2,02%	9,97%
NTA 4 - 15/09/2300	0,50%	511.564,79	2,02%	9,97%

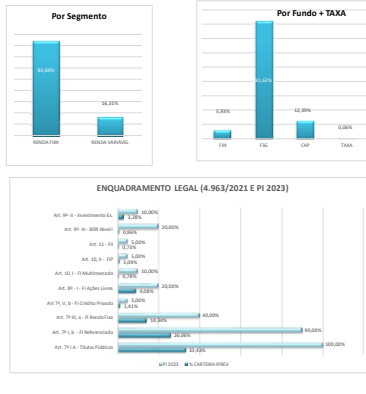
JUNHO DE 2023



Performance Mensal do CAP



DETALHAMENTO DA CARTEIRA DE INVESTIMENTOS - IPREV/DF



Fundo Capitalizado - FC (Ativos Financeiros)				
Renda Fixa - TÍTULOS PÚBLICOS - AT 7% L.a	23,91%	R\$ 167.124.000,00	0,60%	NA CURVA
NTA 4 - 15/09/2024	4,42%	29.927.781,89	0,66%	0,66%
NTA 4 - 15/09/2025	0,48%	3.471.584,23	0,46%	0,50%
NTA 4 - 15/09/2030	0,84%	5.967.508,06	0,45%	0,68%
NTA 4 - 15/09/2035	0,92%	6.298.741,87	0,43%	0,80%
NTA 4 - 15/09/2040	0,48%	3.070.913,11	0,46%	0,68%
NTA 4 - 15/09/2045	0,98%	6.808.997,49	0,44%	0,84%
NTA 4 - 15/09/2050	1,10%	7.601.268,70	0,44%	0,84%
NTA 4 - 15/09/2055	0,85%	5.846.575,13	0,43%	0,79%
NTA 4 - 15/09/2060	0,82%	5.064.865,88	0,43%	0,80%
NTA 4 - 15/09/2065	0,91%	6.461.200,19	0,43%	0,81%
NTA 4 - 15/09/2070	1,20%	10.384.439,39	0,50%	0,86%
NTA 4 - 15/09/2075	1,63%	10.384.439,39	0,50%	0,86%
NTA 4 - 15/09/2080	1,63%	10.384.439,39	0,50%	0,86%
NTA 4 - 15/09/2085	1,63%	10.384.439,39	0,50%	0,86%
NTA 4 - 15/09/2090	1,63%	10.384.439,39	0,50%	0,86%
NTA 4 - 15/09/2095	1,63%	10.384.439,39	0,50%	0,86%
NTA 4 - 15/09/2100	1,63%	10.384.439,39	0,50%	0,86%
NTA 4 - 15/09/2105	1,63%	10.384.439,39	0,50%	0,86%
NTA 4 - 15/09/2110	1,63%	10.384.439,39	0,50%	0,86%
NTA 4 - 15/09/2115	1,63%	10.384.439,39	0,50%	0,86%
NTA 4 - 15/09/2120	1,63%	10.384.439,39	0,50%	0,86%
NTA 4 - 15/09/2125	1,63%	10.384.439,39	0,50%	0,86%
NTA 4 - 15/09/2130	1,63%	10.384.439,39	0,50%	0,86%
NTA 4 - 15/09/2135	1,63%	10.384.439,39	0,50%	0,86%
NTA 4 - 15/09/2140	1,63%	10.384.439,39	0,50%	0,86%
NTA 4 - 15/09/2145	1,63%	10.384.439,39	0,50%	0,86%
NTA 4 - 15/09/2150	1,63%	10.384.439,39	0,50%	0,86%
NTA 4 - 15/09/2155	1,63%	10.384.439,39	0,50%	0,86%
NTA 4 - 15/09/2160	1,63%	10.384.439,39	0,50%	0,86%
NTA 4 - 15/09/2165	1,63%	10.384.439,39	0,50%	0,86%
NTA 4 - 15/09/2170	1,63%	10.384.439,39	0,50%	0,86%
NTA 4 - 15/09/2175	1,63%	10.384.439,39	0,50%	0,86%
NTA 4 - 15/09/2180	1,63%	10.384.439,39	0,50%	0,86%
NTA 4 - 15/09/2185	1,63%	10.384.439,39	0,50%	0,86%
NTA 4 - 15/09/2190	1,63%	10.384.439,39	0,50%	0,86%
NTA 4 - 15/09/2195	1,63%	10.384.439,39	0,50%	0,86%
NTA 4 - 15/09/2200	1,63%	10.384.439,39	0,50%	0,86%
NTA 4 - 15/09/2205	1,63%	10.384.439,39	0,50%	0,86%
NTA 4 - 15/09/2210	1,63%	10.384.439,39	0,50%	0,86%
NTA 4 - 15/09/2215	1,63%	10.384.439,39	0,50%	0,86%
NTA 4 - 15/09/2220	1,63%	10.384.439,39	0,50%	0,86%
NTA 4 - 15/09/2225	1,63%	10.384.439,39	0,50%	0,86%
NTA 4 - 15/09/2230	1,63%	10.384.439,39	0,50%	0,86%
NTA 4 - 15/09/2235	1,63%	10.384.439,39	0,50%	0,86%
NTA 4 - 15/09/2240	1,63%	10.384.439,39	0,50%	0,86%
NTA 4 - 15/09/2245	1,63%	10.384.439,39	0,50%	0,86%
NTA 4 - 15/09/2250	1,63%	10.384.439,39	0,50%	0,86%
NTA 4 - 15/09/2255	1,63%	10.384.439,39	0,50%	0,86%
NTA 4 - 15/09/2260	1,63%	10.384.439,39	0,50%	0,86%
NTA 4 - 15/09/2265	1,63%	10.384.439,39	0,50%	0,86%
NTA 4 - 15/09/2270	1,63%	10.384.439,39	0,50%	0,86%
NTA 4 - 15/09/2275	1,63%	10.384.439,39	0,50%	0,86%
NTA 4 - 15/09/2280	1,63%	10.384.439,39	0,50%	0,86%
NTA 4 - 15/09/2285	1,63%	10.384.439,39	0,50%	0,86%
NTA 4 - 15/09/2290	1,63%	10.384.439,39	0,50%	0,86%
NTA 4 - 15/09/2295	1,63%	10.384.439,39	0,50%	0,86%
NTA 4 - 15/09/2300	1,63%	10.384.439,39	0,50%	0,86%

ATIVOS FINANCEIROS - (TAXA DE ADMINISTRAÇÃO)	RIS	3.078.385,33
TOTAL GERAL DOS ATIVOS FINANCEIROS	75,84%	R\$ 4.927.648.489,79

ATIVOS NÃO FINANCEIROS - FSG	RIS	24,16%	R\$ 1.569.700.992,79
Taxa de Administração	0,00%	0,00%	0,00%
TOTAL DA CARTEIRA DO IPREV/DF	R\$ 6.497.348.882,58		